

PR1-RSP3-LV-230AC/21

Order No.: 2834436

<http://eshop.phoenixcontact.de/phoenix/treeViewClick.do?UID=2834436>

Preassembled relay modules with spring-cage connection, consisting of: Relay socket plug-in miniature power relay with power contacts, plug-in display/interference suppression module and relay retaining bracket. Input voltage: 230 V AC, contacts: 1 PDT, 10 A

Commercial data

EAN	4046356044325
Pack	5 pcs.
Customs tariff	85364900
Weight/Piece	0.06642 KG
Catalog page information	Page 70 (IF-2009)

Product notes

WEEE/RoHS-compliant since:
12/01/2008



<http://www.download.phoenixcontact.com>
Please note that the data given here has been taken from the online catalog. For comprehensive information and data, please refer to the user documentation. The General Terms and Conditions of Use apply to Internet downloads.

Technical data

Coil side

Nominal input voltage U_N	230 V AC
Nominal input current at U_{IN}	6 mA (at 50 Hz)
	5.5 mA (At 60 Hz)

Typical response time	3 ms ... 12 ms
Typical release time range	2 ms ... 22 ms
Operating voltage display	Yellow LED
Protective circuit/component	Varistor

Contact side

Contact type	Single contact, 1-PDT
Contact material	AgNi
Maximum switching voltage	250 V AC/DC
Minimum switching voltage	12 V
Maximum inrush current	30 A (300 ms)
Min. switching current	100 mA
Limiting continuous current	10 A
Interrupting rating (ohmic load) max.	2500 VA

General data

Width	16 mm
Height	72 mm
Depth	97 mm
Test voltage relay winding/relay contact	4 kV (50 Hz, 1 min)
Ambient temperature (operation)	-25 °C ... 60 °C
Ambient temperature (storage/transport)	-25 °C ... 85 °C
Operating mode	100% operating factor
Service life mechanical	3 x 10 ⁷ cycles
Standards/regulations	IEC 60664 IEC 60664 A DIN VDE 0110 EN 60730/DIN VDE 0631 DIN EN 50178/DIN VDE 0160 (in relevant parts) IEC 60255/DIN VDE 0435 (in relevant parts)
Pollution degree	3
Surge voltage category	III
Mounting position	Any
Assembly instructions	In rows with zero spacing

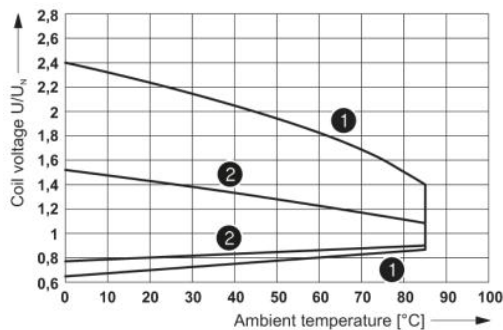
Connection data

Type of connection	Spring-cage connection
--------------------	------------------------

Conductor cross section solid min.	0.2 mm ²
Conductor cross section solid max.	1.5 mm ²
Conductor cross section stranded min.	0.2 mm ²
Conductor cross section stranded max.	1.5 mm ²
Conductor cross section AWG/kcmil min.	24
Conductor cross section AWG/kcmil max	16
Stripping length	10 mm

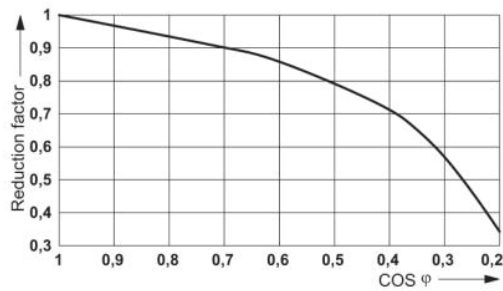
Diagrams/Drawings

Diagram

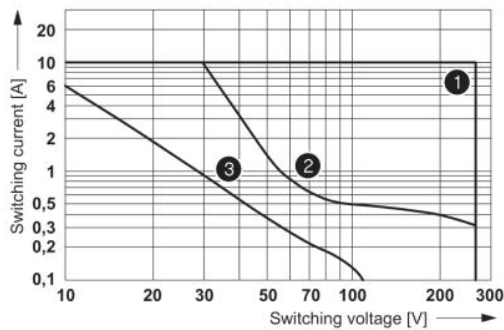


- ① DC coils
- ② AC coils

Operating voltage range of the relay

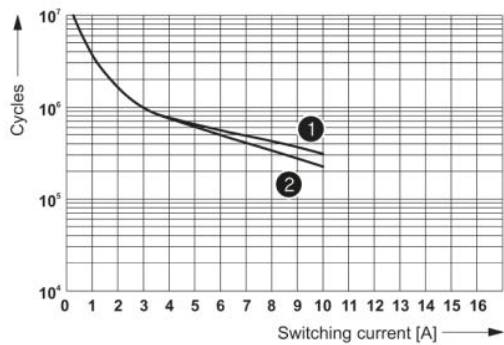


Service life reduction factor with various cos phi



- ① AC, ohmic load
- ② DC, ohmic load
- ③ DC, L/R = 40 ms

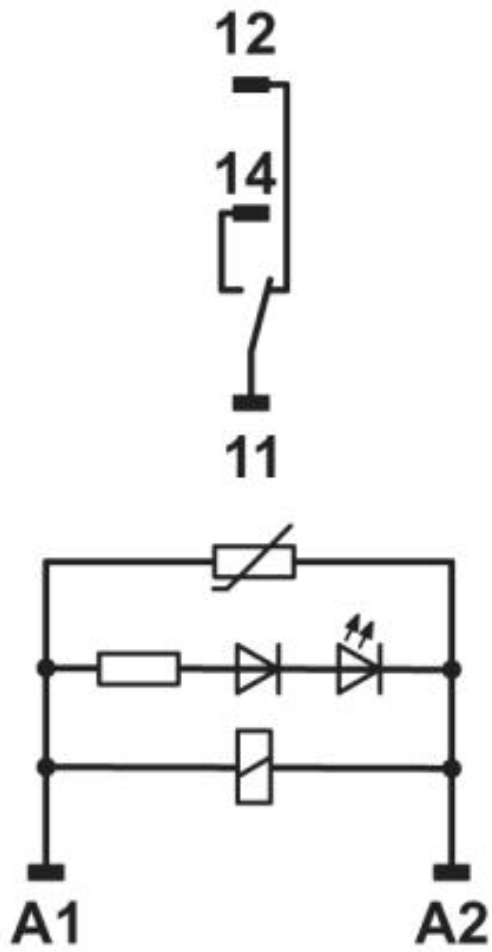
Interrupting rating



- ① 250 V AC, ohmic load (DC coils)
- ② 250 V AC, ohmic load (AC coils)

Electrical service life

Circuit diagram



Address

PHOENIX CONTACT Inc., USA
586 Fulling Mill Road
Middletown, PA 17057, USA
Phone (800) 888-7388
Fax (717) 944-1625
<http://www.phoenixcon.com>



© 2010 Phoenix Contact
Technical modifications reserved;